



BAY & BOW

Vinyl
WINDOWS



POLARISWINDOWS.COM

Invite Depth, Charm & Light Into Your Home



BAYS feature a center picture window flanked by casement or double hung windows. Two of these operable windows can replace the picture window.

Windows in a **BOW** are all the same size. Picture windows in this system are flanked by two operable windows.

Double Hung



Casement



Get creative with choosing one of the many options offered to create your own custom look. All casements will require removal of a screen to adjust miniblinds.

Choose between:


**Double Hung
or
Casement**

for your Bay & Bow
Windows



Above: Bay window shown with DH - Picture - DH

DUO-TILT LOCK (on ThermalWeld Select Double Hung)




DuoTilt combination lock system allows three sash lock actions: Lock, Unlock and Tilt. Lock system provides a hidden tilt latch function.



DuoTilt lock system provides a secure, air tight seal. DuoTilt locks eliminate need for added tilt latches, giving a more stylish look and a stronger corner weld on meeting rail sash.


ALL DH WINDOW FEATURES



Continuous over/under interlock and sashes have high density pile weatherstrip to prevent air infiltration. Optional reinforced meeting rails.*




Extruded lift rail is part of sash extrusion, not added later. Fusion welded frame and sash corners are strong and free from gaps.



Multi chamber extrusions are strong and insulating. Foam-filled main frame and sash optional.*

CASEMENT FEATURES



Heavy duty casement mechanism.



Heavy duty casement sash hooks & frame bar lock in up to four places.



Corner Drive hardware optional.*

options*



3 Lite Bay with Hip Roof



4 Lite Bow with Hip Copper Roof



5 Lite Bow with Hip Roof



3 Lite Bay with Concave Copper Roof

Roof Options

Prefabricated roof system is custom built for your home. Installation time is greatly reduced.

HIP STYLE ROOF

Add metal roof or shingles to match your home's existing roof.

CONCAVE METAL ROOF

This elegant architectural detail is stunning in copper.

PAINTED ALUMINUM ROOF

Hip or Concave, 26 color choices. Ask for a Una-Clad™ color selector.

COPPER ROOF

Incralac finish maintains the polished, shiny surface.

Interior Options

WOOD Oak or Birch construction.

FINISHES

Interior wood surfaces stained and sealed with durable lacquer clear coat. Stain matches Polaris® woodgrain laminates when applied to Oak Only.

Paint in white or beige.


Maintenance free, scratch resistant plastic laminate in white or beige.

Seat only or seat, head and side jambs. Touch-up stain or paint included.

INTERNAL PVC PANNING SYSTEM

Vacuum formed PVC panning profiles, left & right styles. Profiles include a variety of extension legs creating an interior gutter system.

Panning System acts as an Internal Weatherization Barrier. Prevents water infiltration from reaching any Bay or Bow window wood components.

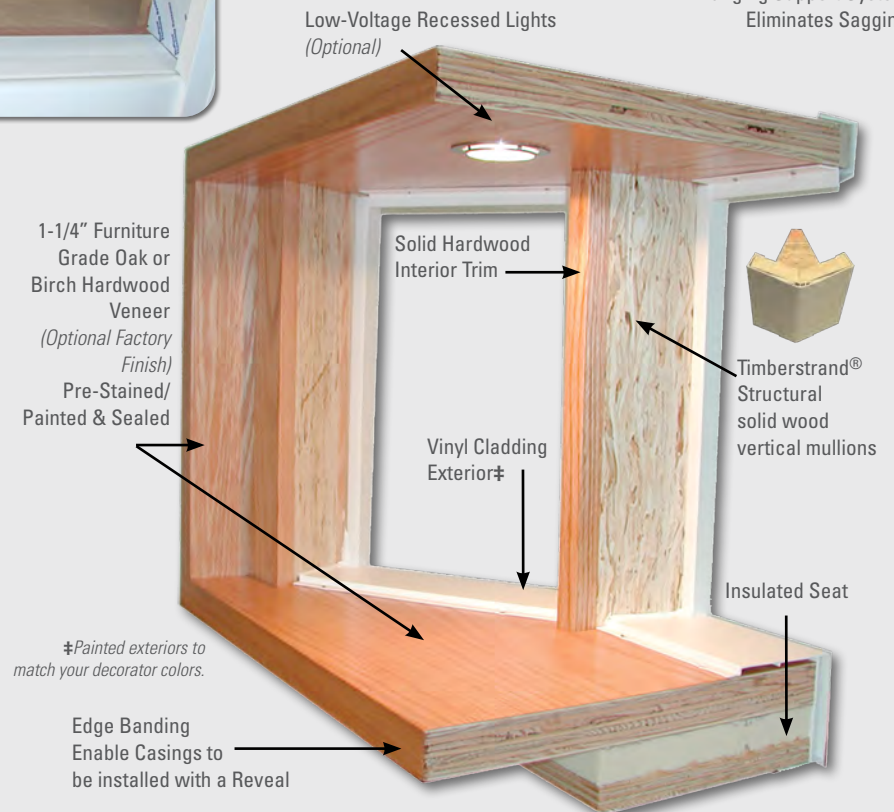


Adjustable, Turnbuckle Hanging Support System Eliminates Sagging



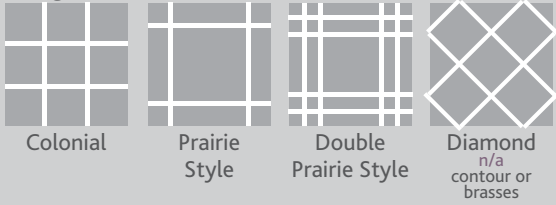
3 lite bay • Exterior Paint shown in Black*

* Bow in tan vinyl & sierra tan painted aluminum roof



Decorative Glass*

Designs



Colonial

Prairie Style

Double Prairie Style

Diamond
n/a contour or brasses

Internal Muntin Styles

view glass 3/8" v-groove, interior surface of glass unit pane



Smooth

Contour

Antique Brass

Satin Nickel Flat

Slimline Brass

View

Floral View

Elongated Floral View



Stain



Medium Oak

Dark Oak

Cherry

Vintage Pecan

Durasein® Solid-Surface Seats



Natural White

Bone

Chez Linen

Parthenon

Internal Mini Blinds*



Alabaster

White

Tan




Gold

Silver

Black


Plated Lock Options*



Antique Brass

Satin Nickel

Bright Brass




Aged Bronze

Black

Coppertone

Simulated Divided Lites

Simulated Divided Lite (S.D.L.) kits are grids that are applied to the glass with extra strength adhesion sealant at the factory on the inside and outside of the sash. The grids can be a different color on the inside and the outside of the window, each color or wood grain is priced separate. There are flat aluminum grids between the glass with the Simulated Divided Lites. This gives the look of a traditional true divided lite window.



Screen Options


BETTERVUE®

BetterVUE® Screen Mesh
Better Insect Screen
10% Better Insect Protection
20% Better Airflow
20% Clearer View



STANDARD

Standard Screen Mesh
Sight more obstructed
Less Airflow than BetterVue Screens
Proven and Reliable



*Also available in Pet Screen



RECESSED LIGHTING*

Polished brass, brushed nickel or white
1, 2 or 3 clear lights • low voltage halogen bulb[s] & transformer included



NAMI
Certified



Made in the USA

LIFETIME LIMITED TRANSFERABLE WARRANTY & SERVICE



SCAN CODE to head to our Digital Brochure!



BAY & BOW